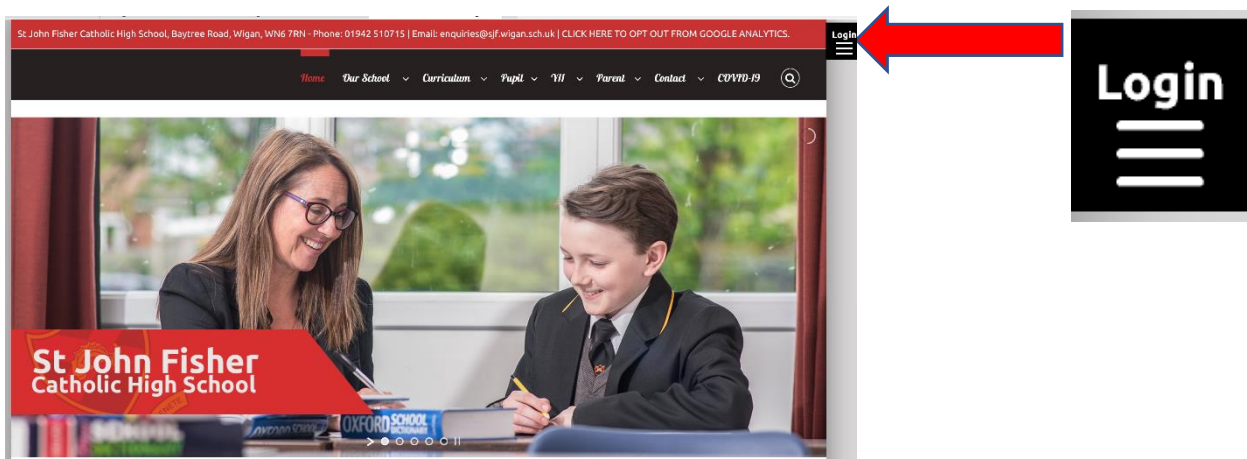




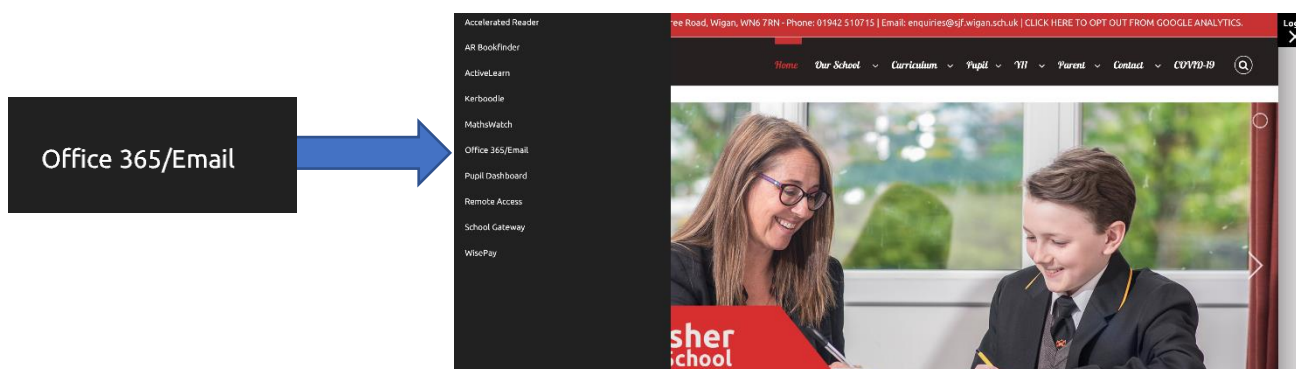
How to access emails from home

Go to the school website www.sjf.wigan.sch.uk or <http://mail.sjf.wigan.sch.uk>

and click on the 'login' button in the top right hand of the screen



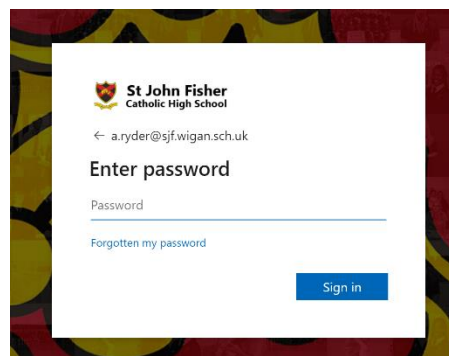
From the menu that appears select 'office 365/Email'



Enter your school email address. This is usually the year you started St John Fisher, the first three letters of your first name and the first three letters of your surname followed by @sjf.wigan.sch.uk

Example: John Smith who started at St John Fisher in 2020 would be 20JohSmi@sjf.wigan.sch.uk

You will then be asked to enter your password, then click 'sign in'



If you cannot remember your login detail or password you can contact sjfpupilitsupport@sjf.wigan.sch.uk